



### District Report Card: 2017


<b>State:</b> Punjab	<b>District:</b> Ludhiana
<b>Class:</b> 5	<b>Subject:</b> Language
<b>Schools:</b> 61	<b>Students:</b> 1425


### Participation/Coverage


#### Students

<div>GENDER</div> <div></div>	Boys				Girls			
	Number		%		Number		%	
	695		48.77		730		51.23	

<div>AREA</div> <div></div>	Rural				Urban			
	Number		%		Number		%	
	752		52.77		673		47.23	

<div>CATEGORY</div> <div></div>	SC		ST		OBC		GEN	
	Number	%	Number	%	Number	%	Number	%
	734	51.51	2	0.14	231	16.21	458	32.14

<div>CWSN</div> <div></div>	LD	VI	HI	S&LD	ID	Oth
	7	5	0	1	3	20

<div>Management</div> <div></div>	Government			Government-aided		
	Number		%	Number		%
	1282		89.96	143		10.04

### Average Performance of Students in Language (%)

Overall	Gender		Area		Management		Social Group			
	Male	Female	Rural	Urban	Govt.	Aided	SC	ST	OBC	GEN
45.52	44.89	46.12	45.20	45.88	46.31	38.41	44.47	0.00	45.34	47.50

## Performance on Learning Outcomes (LOs)

Learning Outcomes	Description	Average Performance(%)
L504	Reads and comprehends independently storybooks, news items/ headlines, advertisements etc.	38.57
L508	Reads text with comprehension, locates details and sequence of events	49.00

Range of Performance of Students who Answered Correctly							
Below 30%		30% - 50%		50% - 75%		Above 75%	
Number	%	Number	%	Number	%	Number	%
377	26.46	387	27.16	475	33.33	186	13.05

## Lowest Performing Learning Outcomes (LOs)

- 1 - Reads and comprehends independently storybooks, news items/ headlines, advertisements etc. (38.57)
- 2 - Reads text with comprehension, locates details and sequence of events (49.00)